

# DAFA EPDM Adhesive

## Description

DAFA EPDM Adhesive is a solvent-based contact adhesive designed specifically for bonding EPDM membranes to approved insulations in addition to wood, metal, masonry and other acceptable substrates.

- Excellent resistance to aging
- Good resistance to heat and cold
- Excellent tack time for versatility of installation
- Outstanding adhesion to approved substrates for maximum performance




DAFA EPDM High Tack adhesive 5 liter bucket.




DAFA EPDM High Tack adhesive for sealant gun.


## Installation



Apply the DAFA EPDM adhesive with a solvent-resistant paint roller, a brush or a serrated spreader. Spread a thick smooth layer of adhesive simultaneously on both sides that are going to be stuck together. When the weather is wet and cold, make sure that the materials and the adhesive are at the correct temperature.



Leave the solvents in the adhesive to evaporate (about 10-20 min. depending on the room temperature and the type of surface). Fix the membrane with precision and without it being too tight, to prevent wrinkles. Press the membrane against the support with a brush.



Seal the edge with DAFA EPDM High Tack Adhesive for maximum adhesion. DAFA EPDM High Tack Adhesive prevents moisture and air from penetrating the membrane. Apply with a suitable caulking gun.

